

Participating as an Attendee in GoToWebinar

Click here to minimize the Control Panel

Click here to "Raise your Hand". This will notify the presenters that you would like to be recognized during the presentation.

All Attendees are initially muted to cut down on background noise. Everyone will be unmuted at the end for questions or clarifications.

Type a question here, to send it to the presenters.

The screenshot shows the GoToWebinar interface with four red callout boxes pointing to specific controls:

- The top callout points to the minimize button (a right-pointing arrow) in the top-left corner of the control panel.
- The second callout points to the "Raise your Hand" icon (a hand with a green glow) in the top-left corner.
- The third callout points to the "MUTED" status indicator (a red microphone icon with a slash) in the audio section.
- The fourth callout points to the text input field for questions, which contains the placeholder text "[Enter a question for staff]".

The interface includes the following elements:

- Audio Section:** Features a "Sound Check" indicator with a green signal strength icon. Below it are three radio buttons: "Computer audio" (selected), "Phone call", and "No audio". A "MUTED" status is shown with a red microphone icon. Below this are dropdown menus for "Microphone Array (Realtek High Defi...)" and "Speaker/HP (Realtek High Definition...)", along with a volume slider.
- Questions Section:** Contains a welcome message: "Welcome to the Virtual Pre Bid Meeting. All attendees will be muted by default. Please use the 'Raise your Hand' or the Q & A function to ask a question. Project related questions can be submitted using the Bidder Question Form." Below the message is a text input field with the placeholder "[Enter a question for staff]" and a "Send" button.
- Footer:** Displays the meeting title "Airport X (XXX) Virtual Pre Bid Meeting", the "Webinar ID: 955-156-459", and the GoToWebinar logo.

Rehabilitate Airfield Signage & Lighting

Pre-Bid Meeting



DELTA PROJECT NO. 19013

May 26, 2020

2 pm

Agenda

1. Introductions
2. Plans & Specifications Availability
3. Bid Submission & Opening
4. Addendums & Bidder Questions
5. Project Scope & Funding Sources
6. Review of Plans
7. Review of General Provisions
8. Review of Technical Specifications
9. Other Discussion Items



Introductions and Attendance

Plans & Specifications Availability

- Purchase online at
<http://bidders.deltaairport.com>
- Valley Construction News
426 W. Campbell Avenue
Roanoke, Virginia

Bid Submission & Opening

- Bids Submission:
 - Date: June 8, 2020
 - Time: 2:00 pm
 - Location: Commission Office
Roanoke-Blacksburg Regional Airport
5202 Aviation Drive
Roanoke, Virginia 24012
Bid Due
- Bids publicly opened and read aloud in Conference Room A on 2nd floor of Terminal
- Read, and comply, with Instructions to Bidders!



Addendums & Bidder Questions

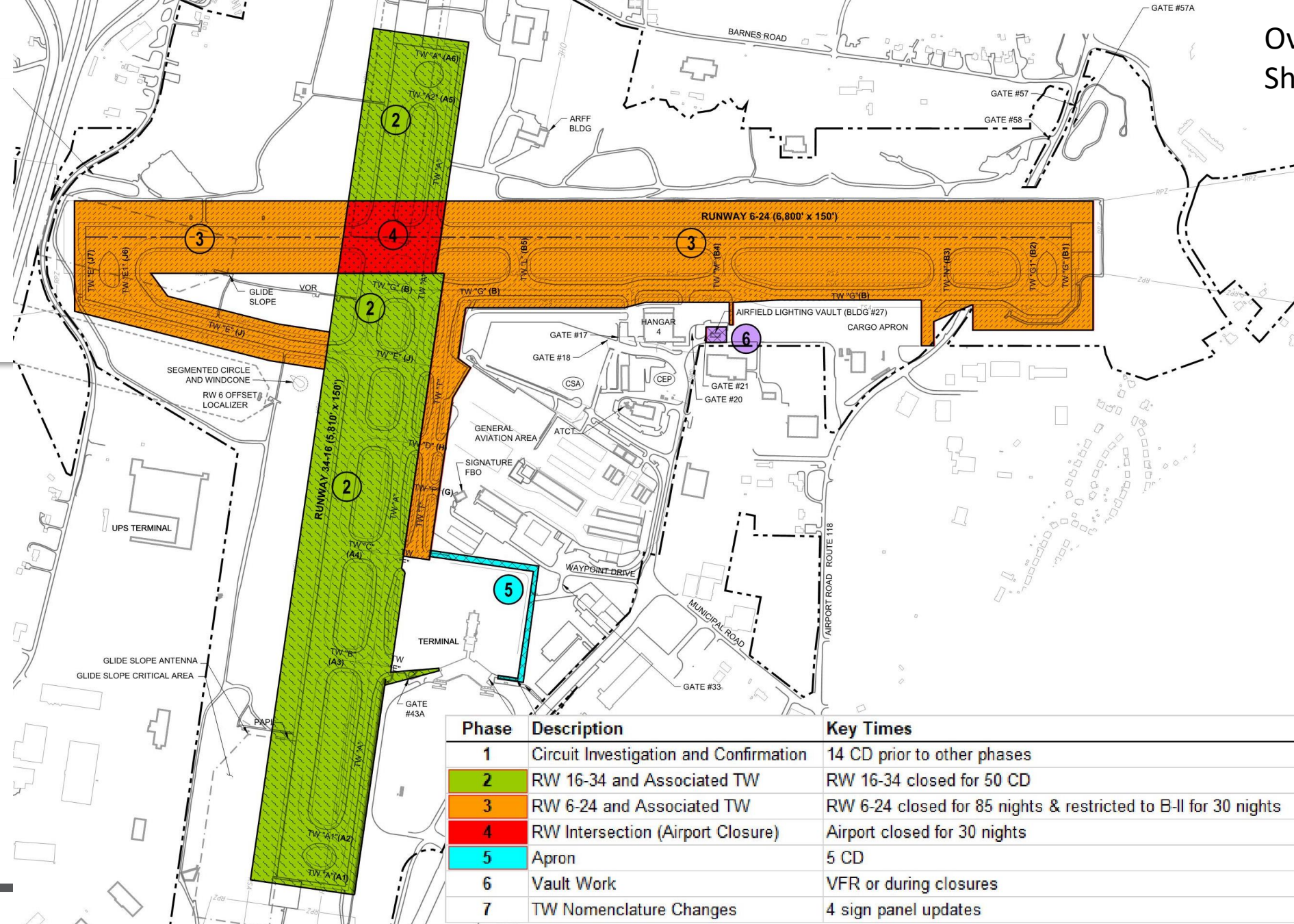
- Deadline for questions is: 5:00 pm Monday, June 1, 2020
- Use Bidder Question Form or similar format
- Email to:
 - Richard Osborne, Richard.Osborne@flyroa.com
 - Bill Eschenfelder, beschenfelder@deltaairport.com

Project Scope and Funding Sources

- Remove and Replace
 - Lights – convert to LED (HIRL, MITL, RGL, obstruction)
 - Airfield guidance signs (change designations)/new foundations
 - Windcones
 - Cables for airfield circuits
 - Vault Equipment (e.g. regulators)
- Modify existing ADB Airfield Lighting and Control and Monitoring System → 150-36
- Close TW D between TW A and RW 16-34
- FAA funded project

Review of Plans

Overall Phasing Layout Sheet 5



Phase	Description	Key Times
1	Circuit Investigation and Confirmation	14 CD prior to other phases
2	RW 16-34 and Associated TW	RW 16-34 closed for 50 CD
3	RW 6-24 and Associated TW	RW 6-24 closed for 85 nights & restricted to B-II for 30 nights
4	RW Intersection (Airport Closure)	Airport closed for 30 nights
5	Apron	5 CD
6	Vault Work	VFR or during closures
7	TW Nomenclature Changes	4 sign panel updates

118.3 257.8
GND CON
121.9 257.8
CLNC DEL
119.7
D

RWY 06-24
PCN 76 F/B/X/T
S-150, D-200, 2D-310
RWY16-34
PCN 54 F/A/X/T
S-150, D-200, 2D-310

118.3 257.8
GND CON
121.9 257.8
CLNC DEL
119.7
D

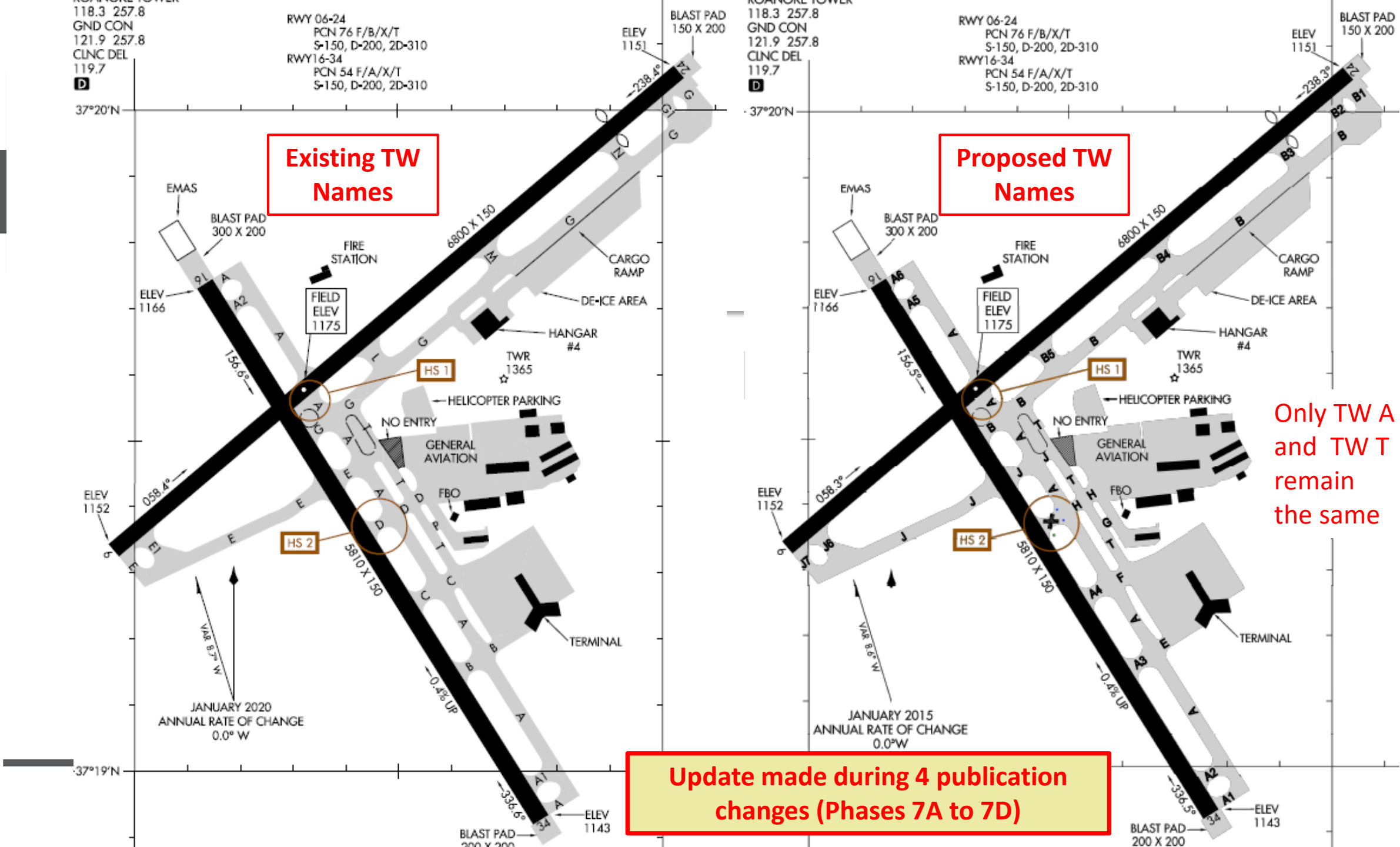
RWY 06-24
PCN 76 F/B/X/T
S-150, D-200, 2D-310
RWY16-34
PCN 54 F/A/X/T
S-150, D-200, 2D-310

**Existing TW
Names**

**Proposed TW
Names**

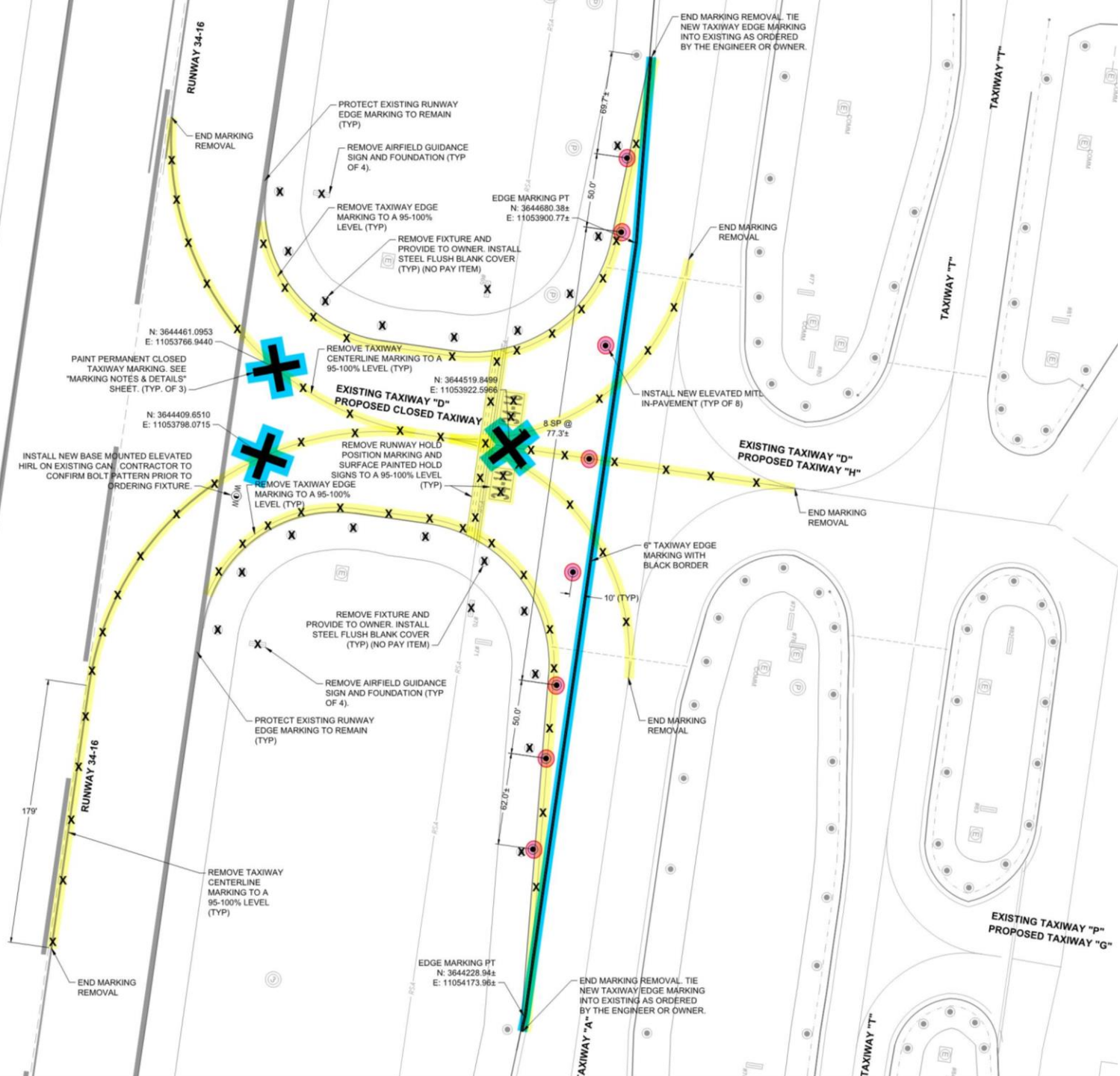
Only TW A
and TW T
remain
the same

**Update made during 4 publication
changes (Phases 7A to 7D)**

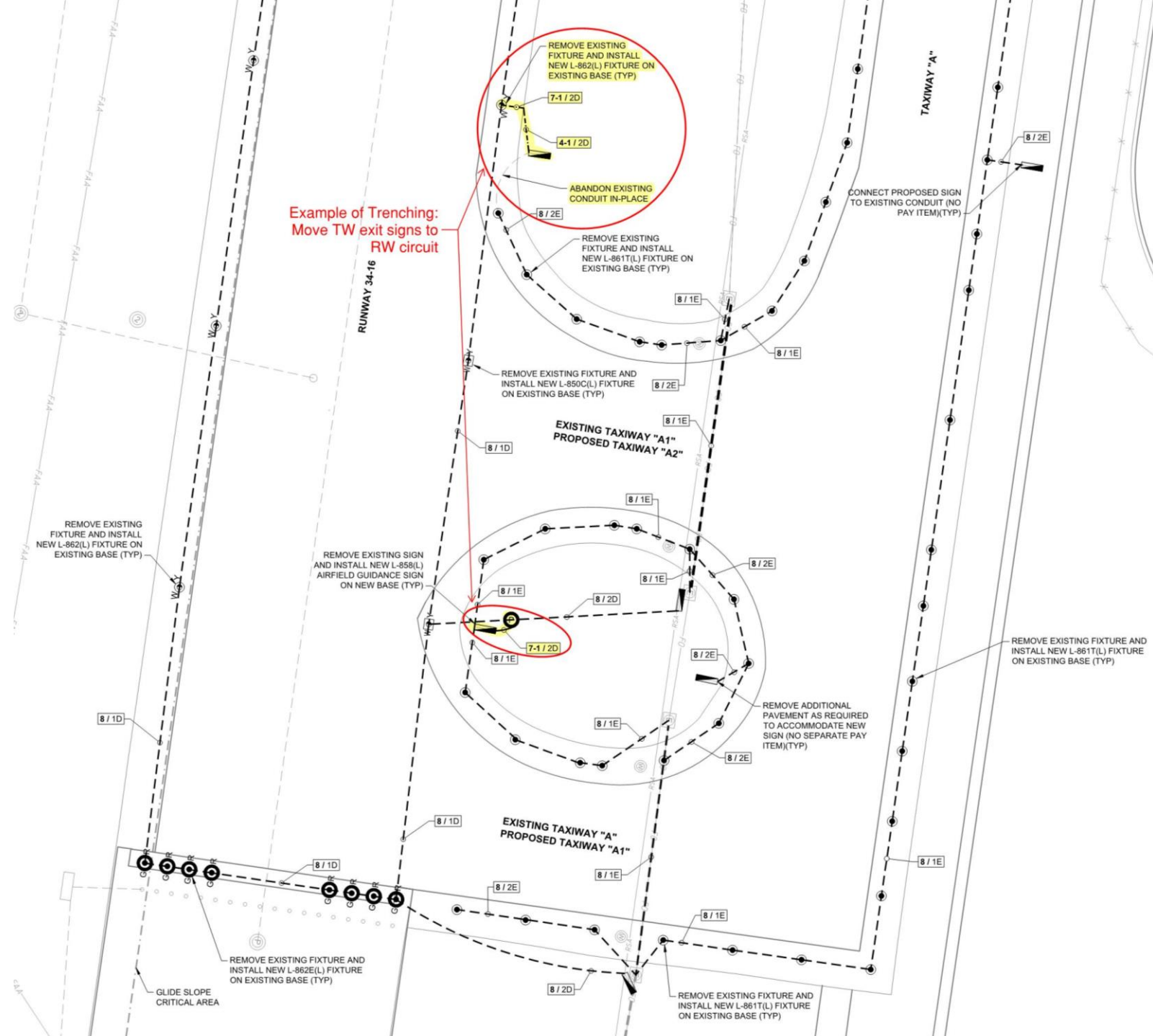


TW D Closure Plan

Sheet 13



Electrical Layout Sheet 15



Example of Trenching:
Move TW exit signs to
RW circuit

Electrical Layout Sheet 27

REMOVE EXISTING FIXTURE AND INSTALL NEW L-850C(L) FIXTURE ON EXISTING SHALLOW BASE WITH REMOTE TRANSFORMER (TYP)

ABANDON EXISTING CONDUIT IN-PLACE

REMOVE EXISTING FIXTURE AND INSTALL NEW L-850(L) FIXTURE ON EXISTING SHALLOW BASE WITH REMOTE TRANSFORMER (TYP)

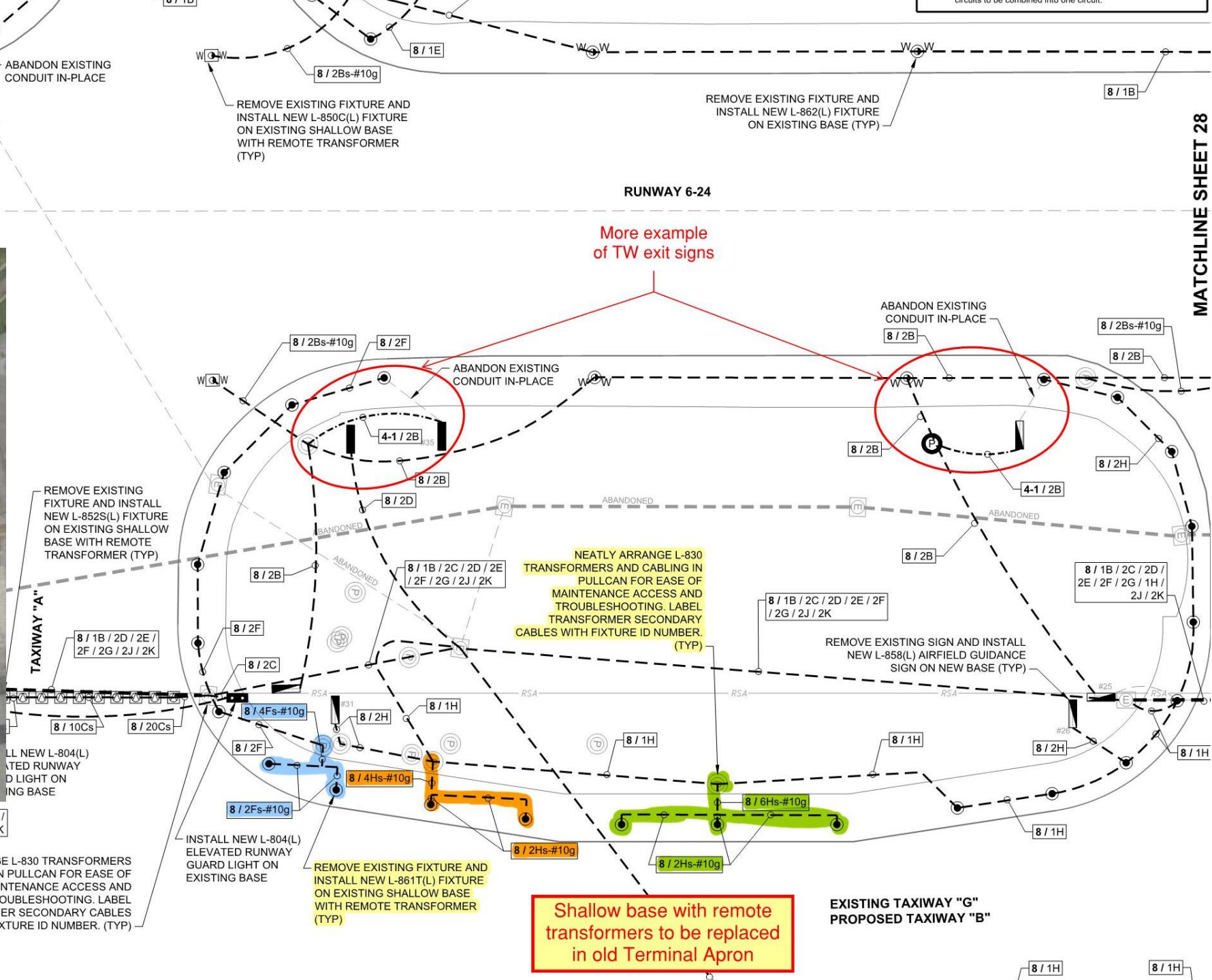
REMOVE EXISTING FIXTURE AND INSTALL NEW L-862(L) FIXTURE ON EXISTING BASE (TYP)

RUNWAY 6-24

More example of TW exit signs



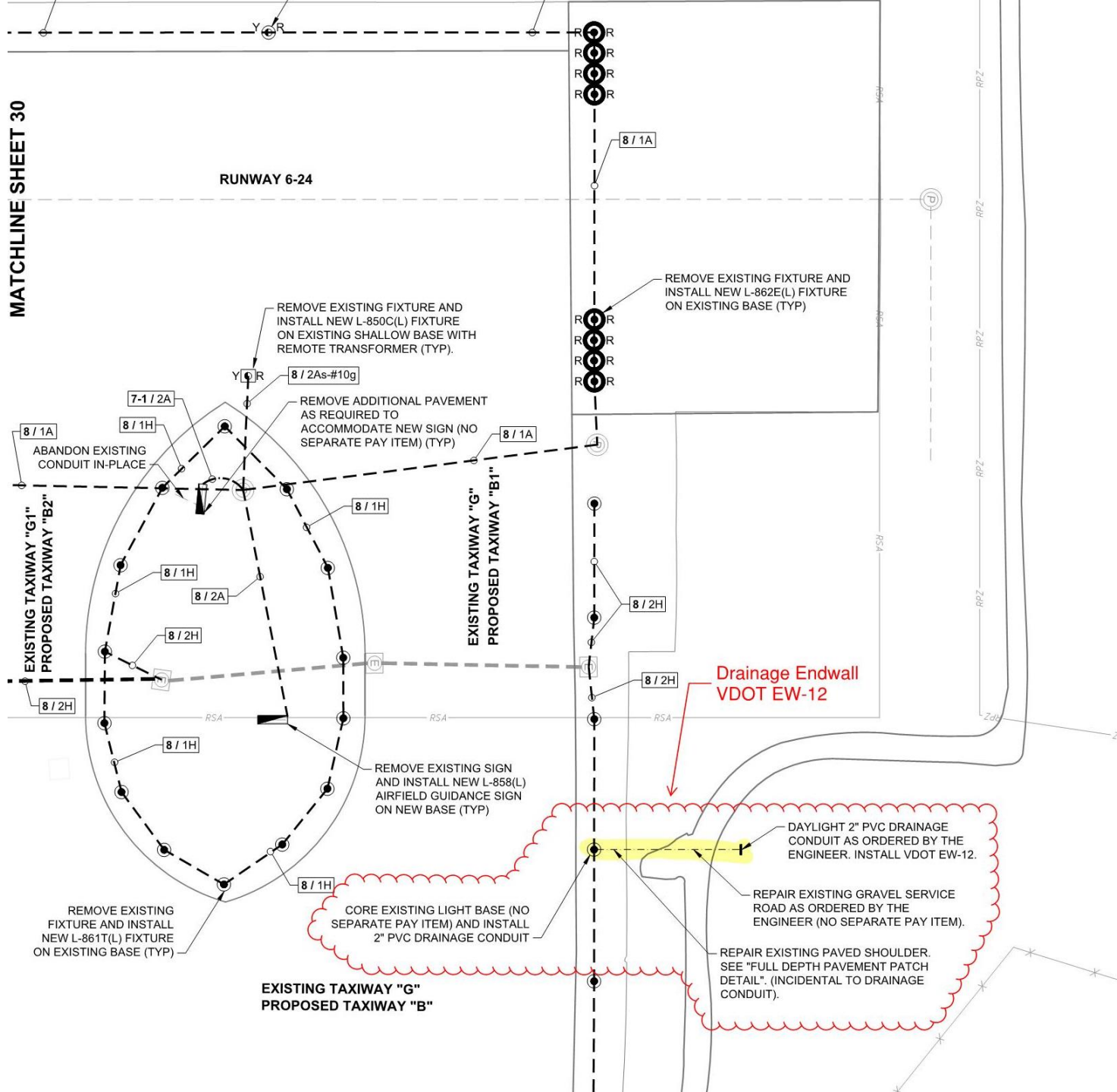
Old terminal apron



Shallow base with remote transformers to be replaced in old Terminal Apron

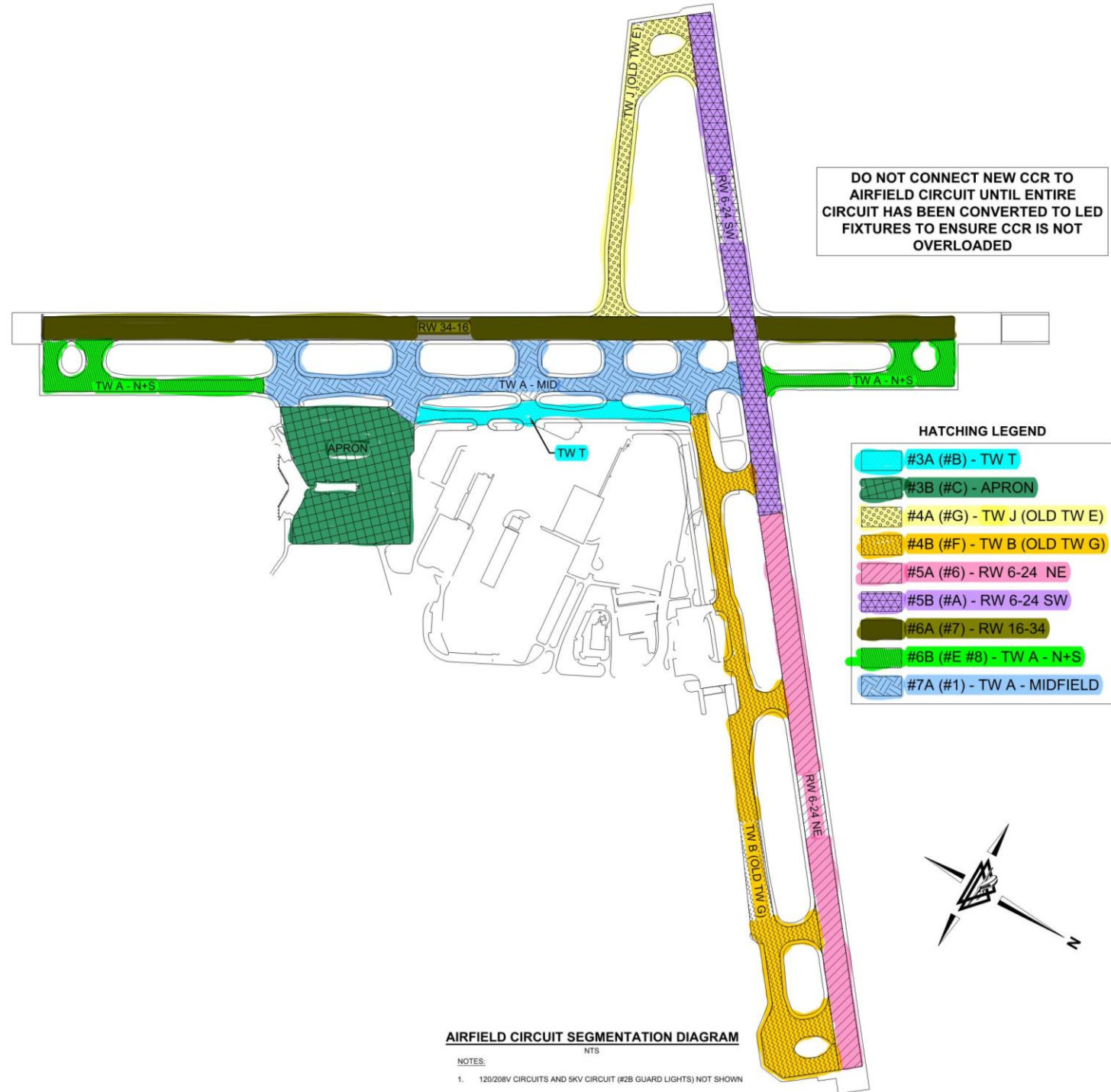
EXISTING TAXIWAY "G" PROPOSED TAXIWAY "B"

Electrical Layout Sheet 31



Airfield Circuit Segmentation Diagram

Sheet 65



Existing Vault Photos

Looking towards exterior door



Looking towards interior door



Review of Specifications

- Based on AC 150/5370-10H
 - Issued 12/21/2018
 - Includes new/revised specifications
 - Read carefully!

Review of General Provisions

- Part 1 – General Contract Provisions..... 1
 - Section 10 Definition of Terms..... 1
 - Section 20 Proposal Requirements and Conditions 1
 - Section 30 Award and Execution of Contract..... 1
 - Section 40 Scope of Work 1
 - Section 50 Control of Work..... 1
 - Section 60 Control of Materials..... 1
 - Section 70 Legal Regulations and Responsibility to Public 1
 - Section 80 Execution and Progress..... 1
 - Section 90 Measurement and Payment..... 1
- Part 130 Provisions Required for Recipients of FAA Airport Improvement Program Funds-Construction 1
 - Important general contract requirements**
- Section 150 Special Provisions..... 1

Review of Technical Specifications

Part 2 – General Construction Items	1
Item C-105 Mobilization.....	1
Note new 10% project cost limit	
Part 3 – Sitework.....	3
Item P-150 Demolition	3
Part 9– Miscellaneous.....	5
Item M-103 Closed Runway and Taxiway Markers.....	5
Item M-107 Aviation Barricades	7
Item P-610 Concrete for Miscellaneous Structures	9
Item P-619 Paint Removal.....	17
Item P-620 Runway and Taxiway Marking.....	19
Part 11 – Drainage	25
Item D-752 Concrete Culverts, Headwalls, and Miscellaneous Drainage Structures.....	25
Part 12 – Turfing.....	29
Item T-901 Seeding.....	29
Item T-908 Mulching.....	35

Review of Technical Specifications

Part 13 – Lighting Installation	39
Item L-107 Airport Wind Cones	39
Item L-108 Underground Power Cable for Airports	45
Item L-109 Airport Transformer Vault and Vault Equipment	59
Item L-110 Airport Underground Electrical Duct Banks and Conduits	69
Item L-115 Electrical Manholes and Junction Structures	77
Item L-119 Airport Obstruction Lights	85
Item L-125 Installation of Airport Lighting Systems	91



Other Discussion Items

Contact Information

- William M. Eschenfelder, P.E.
Phone: 804-275-8301
Email: beschenfelder@deltairport.com
- Kate J. DeJarnette
Phone: 804-275-8301
Email: kdejarnette@deltairport.com
- Richard W. Osborne C.M. ACE
Phone: 540-362-1999 ext. 319
Email: Richard.Osborne@flyroa.com
- Erin Henderson, VCO, VCA
Phone: 540-362-1999 ext. 283
Email: Erin.Henderson@flyroa.com